



World Food Programme

WFP Kenya Resilience Building Resourcing Update

20 January 2017

Highlights

WFP's support to resilience building is targeted to **650,000 food-insecure people** living in 15 counties in the arid and semi-arid lands.

To address the seasonal food gap of these people in a lasting manner, WFP and its partners are helping them to **build rural productive assets and to transfer new production skills and approaches in order to enhance and diversify livelihoods, building resilience to drought.**

While tens of thousands of WFP beneficiaries have achieved self-sufficiency and transitioned out of WFP food assistance in 2016, the current drought is very severe and is likely to **erode progress on food security and the ability of beneficiaries to transition out of food assistance**, particularly in the semi-arid lands.

The Government is responding with general food distributions and urging partners to scale-up relief and livelihood support and activities that reinforce the coping strategies of affected populations.

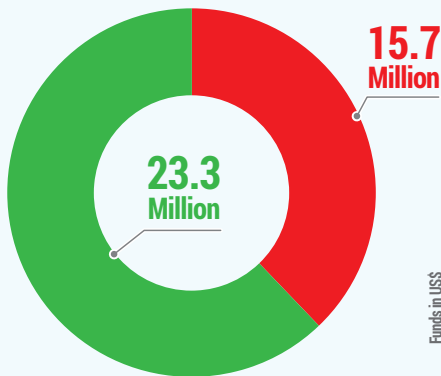
WFP needs additional resources to respond effectively:

- **With additional donor support, WFP can provide cash transfers to asset-creation beneficiaries in February and March, the post-harvest period during which they would not normally receive assistance. This would meet the acute food needs of 300,000 people for this period.** While these people have been supported to build productive assets which guard against the worst effects of drought, additional support for them at this time will ensure that investments made thus far are not lost through a reversion to negative coping strategies, such as selling assets or cutting back food consumption.
- **WFP is also looking to fill a shortfall in food for 350,000 asset-creation beneficiaries in the arid counties for March and April as a result of a break in the resource pipeline until in-kind food commodities arrive in May.** The shortfall would affect drought coping strategies during a period in which people would normally receive food transfers.

WFP appreciates the support of the donor community to WFP Kenya's resilience-building activities. If donors respond immediately, WFP can quickly ramp up the needed support through its bank card and mobile phone based cash transfer systems and by purchasing food commodities from its advance purchasing facility.

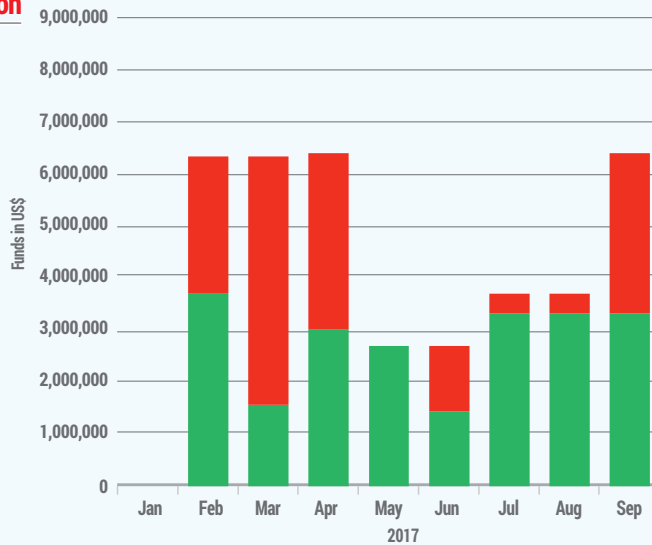
Resilience Operation

9 Month consolidated resource availability and shortfalls



9 Month Resource Overview (US\$)

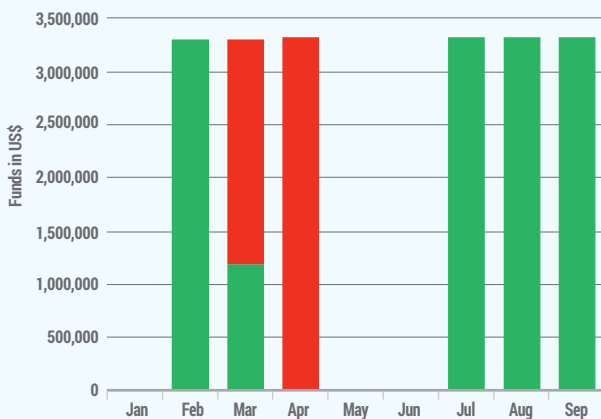
Fund Availability (US\$)	23.3 Million
Resource Shortfalls (US\$)	15.7 Million
Net Requirements (US\$)	38.0 Million



2017	Availability (US\$)	Shortfalls (US\$)
Jan	-	-
Feb	3,666,459	2,662,796
Mar	1,545,611	4,783,651
Apr	3,021,771	3,313,274
May	2,662,796	-
Jun	1,438,891	1,223,905
Jul	3,313,268	358,975
Aug	3,313,268	358,975
Sep	3,313,268	3,021,771

Food for Assets and General Distribution (Food)

Resilience Operation 9 months Availability vs Shortfall



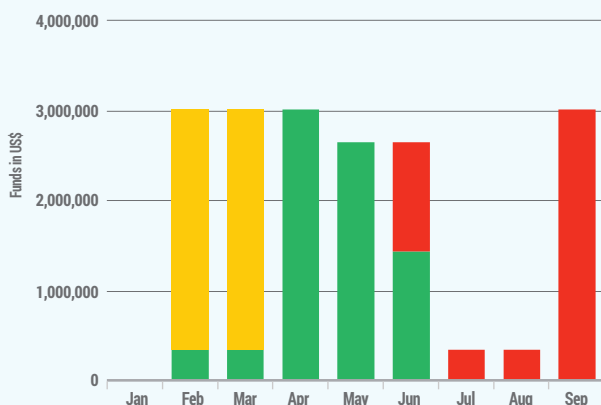
2017	Availability (US\$)	Shortfalls (US\$)
Jan	-	-
Feb	3,307,484	-
Mar	1,186,636	2,120,854
Apr	-	3,313,274
May	-	-
Jun	-	-
Jul	3,313,268	-
Aug	3,313,268	-
Sep	3,313,268	-

NOTE

January 2017 is a post-harvest month in the arid/pastoral counties
 Significant shortfalls starting March 2017
 May & June are post-harvest months. US in-kind arrivals expected in May/ June for distribution starting July 2017

Cash-Based Transfers

Resilience Operation 9 months Availability vs Shortfall



2017	Availability (US\$)	Shortfalls (US\$)
Jan	-	-
Feb	358,975	2,662,796
Mar	358,975	2,662,796
Apr	3,021,771	-
May	2,662,796	-
Jun	1,438,891	1,223,905
Jul	-	358,975
Aug	-	358,975
Sep	-	3,021,771

NOTE

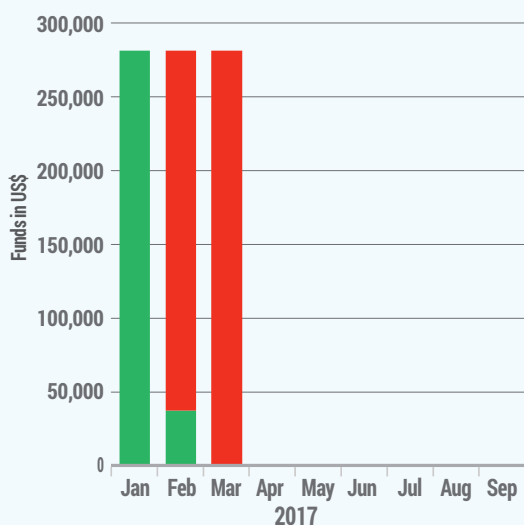
January 2017 is a post-harvest month
 Resources available to cover February - May requirements
 In February & March an additional \$5.4M is required to cover drought affected population.

KEY

Additional requirements for relief response

Nutrition Pregnant and Breastfeeding Mothers

Resilience Operation 9 Months Resource Availability and Shortfalls



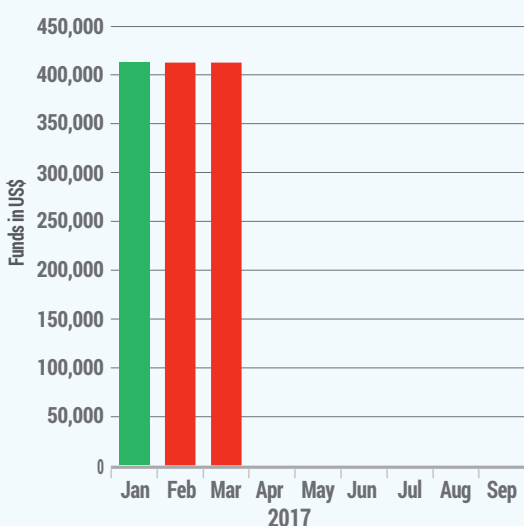
Shortfalls Vs Availability		
2017	Availability (US\$)	Shortfalls (US\$)
Jan	281,460	-
Feb	36,828	244,632
Mar	-	281,460
Apr	-	-
May	-	-
Jun	-	-
Jul	-	-
Aug	-	-
Sep	-	-

Available stocks can cover January 2017.

Full pipeline break in February and March before Government of Kenya take-over in April 2017.

Nutrition (Under 5s)

Resilience Operation 9 Months Resource Availability and Shortfalls



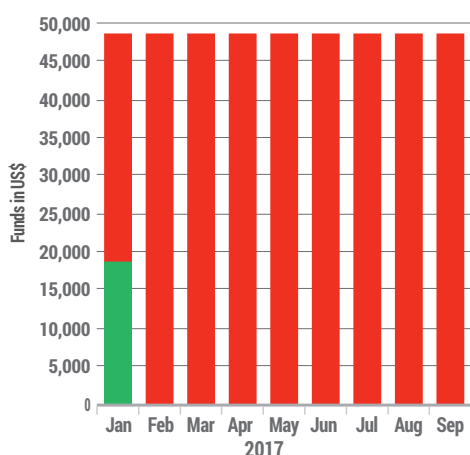
Shortfalls Vs Availability		
2017	Availability (US\$)	Shortfalls (US\$)
Jan	411,176	-
Feb	-	411,176
Mar	-	411,176
Apr	-	-
May	-	-
Jun	-	-
Jul	-	-
Aug	-	-
Sep	-	-

Available resources can sufficiently cover January 2017.

Significant pipeline break in February & March before Government of Kenya take-over in April 2017.

Micronutrient Powder Resource

Resilience Operation 9 Months Resource Availability and Shortfalls



Shortfalls Vs Availability		
2017	Availability (US\$)	Shortfalls (US\$)
Jan	18,850	29,699
Feb	-	48,549
Mar	-	48,549
Apr	-	48,549
May	-	48,549
Jun	-	48,549
Jul	-	48,549
Aug	-	48,549
Sep	-	48,549

The resources for micronutrient powder cover only January 2017. Additional resources required to cover the period February 2017 onwards.

List of Donors in Alphabetical Order (Since 2011: PRRO 200294 and PRRO 200736)

Australia	Japan	Russian Federation
Canada	Kenya	Sweden
European Commission	Luxembourg	Switzerland
	Multilateral	UN CERF
Finland	Norway	United States of America
Germany	Private Donors	
Italy		



If you would like more information, please contact:
randall.purcell@wfp.org or
charisse.tillman@wfp.org
 in the Kenya office.



